



TABLE B RANDOM DIGITS

LINE	19223	95034	05756	28713	96409	12531	42544	82853
101	72676	47150	01927	01927	27754	42648	82425	36290
102	45467	71709	77588	00095	32861	29485	82226	90056
103	52711	93074	60227	40011	40011	85848	48767	52573
104	95592	94007	69971	91481	60779	17297	59335	
105								
106	68417	35013	15529	72765	85089	57067	50211	47487
107	82739	57890	20807	47511	81676	55300	94383	14993
108	60940	72024	17868	24943	61790	90656	87964	18883
109	36099	19365	15412	39638	85453	46816	83485	41979
110	38448	48789	18338	24697	39364	42006	76688	08708
111	81486	69487	60513	09297	00412	71238	27649	39950
112	59636	88804	04634	71197	19352	73089	84898	45785
113	62568	70206	40325	03699	71080	22553	11486	11776
114	45149	32992	75730	66280	03819	56202	02938	70915
115	61041	77684	94322	24709	14526	14526	31893	32592
116	14459	26056	31424	80371	65103	62253	50490	61181
117	38167	98532	62183	70632	23417	26185	41448	75532
118	73190	32533	04470	29669	84407	90785	65956	86382
119	95577	07118	87664	92099	58806	66979	98624	84826
120	35476	55972	39421	65850	04266	35435	43742	11937
121	71487	09984	29077	14863	61683	47052	62224	51025
122	13873	81598	95052	90908	73592	75186	87136	99761
123	54580	81507	27102	56027	55892	33063	41842	81868
124	71035	09001	43367	49497	72719	96738	27611	91596
125	96746	12149	37823	17868	18442	35119	62103	39244
126	96927	19931	36809	74192	77567	88741	48409	41903
127	43909	99477	25330	64359	40085	16925	85117	36071
128	15689	14227	06565	14374	13352	49367	81982	87209
129	36759	58984	68288	22913	18638	54303	00795	08272
130	69051	64817	87174	09517	84534	06489	87201	97245
131	05007	16632	81194	14873	04197	85576	45195	96565
132	68772	55259	84292	08796	43165	97339	31685	97150
133	45740	41807	65561	33302	07051	93623	18132	09547
134	27816	78416	18329	21337	35213	37741	04312	68508
135	66915	55658	39100	78458	11206	19766	87151	31260
136	08421	44753	77377	28744	75592	08563	79140	92454
137	53645	66812	61421	47836	12609	15373	98481	14592
138	66831	68908	40772	21558	79177	33586	79177	06928
139	55588	99404	70708	41098	43563	56934	48394	51719
140	12975	13258	13048	45144	72331	00360	00360	04228
141	96767	35964	23822	96012	94591	65194	50842	53372
142	82789	50232	97899	61405	77919	44575	24870	04178
143	88565	42628	17797	49376	61762	16953	88664	12724
144	62964	88145	83063	69453	46109	59505	69860	00900
145	19687	12633	57857	95806	09931	02150	43163	58356
146	37609	59057	66967	83401	60705	02384	90597	93600
147	54973	86278	88237	74351	47500	84552	19909	67181
148	00694	05977	19664	65441	20903	62371	22725	53340
149	71546	05233	51966	68743	72460	27601	45403	88692
150	07311	88915	41267	16853	84569	79267	33337	03316

Table entry for  $C$  is the critical value  $t^*$  required for confidence level  $C$ . To approximate one- and two-sided  $P$ -values, compute the value of the  $t$  statistic with the critical values of  $t^*$  that match the  $P$ -values given at the bottom of the table.

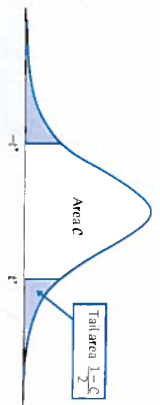


TABLE C t DISTRIBUTION CRITICAL VALUES

DEGREES OF FREEDOM	CONFIDENCE LEVEL $C$											
	50%	60%	70%	80%	90%	95%	96%	98%	99%	99.5%	99.8%	99.9%
1	1.000	1.376	1.963	3.078	6.314	12.71	15.89	31.82	63.66	127.3	318.3	636.6
2	0.816	1.061	1.386	1.886	2.920	4.303	4.849	6.965	9.925	14.09	22.33	31.60
3	0.765	0.978	1.250	1.638	2.353	3.182	3.482	4.541	5.841	7.453	10.21	12.92
4	0.741	0.941	1.190	1.533	2.132	2.776	2.999	3.747	4.604	5.598	7.173	8.610
5	0.727	0.920	1.156	1.476	2.015	2.571	2.757	3.365	4.032	4.773	5.993	6.869
6	0.718	0.906	1.134	1.440	1.943	2.447	2.612	3.143	3.707	4.317	5.208	5.959
7	0.711	0.896	1.119	1.415	1.895	2.365	2.517	2.998	3.499	4.029	4.785	5.408
8	0.706	0.889	1.108	1.397	1.860	2.306	2.449	2.896	3.355	3.833	4.501	5.041
9	0.703	0.883	1.100	1.383	1.833	2.262	2.398	2.821	3.250	3.690	4.297	4.781
10	0.700	0.879	1.093	1.372	1.812	2.228	2.359	2.764	3.169	3.581	4.144	4.587
11	0.697	0.876	1.088	1.363	1.796	2.201	2.328	2.718	3.106	3.497	4.025	4.437
12	0.695	0.873	1.083	1.356	1.782	2.179	2.303	2.681	3.055	3.428	3.930	4.318
13	0.694	0.870	1.079	1.350	1.771	2.160	2.282	2.652	3.012	3.372	3.852	4.221
14	0.692	0.868	1.076	1.348	1.761	2.145	2.264	2.624	2.977	3.326	3.787	4.140
15	0.691	0.866	1.074	1.341	1.753	2.131	2.249	2.602	2.947	3.286	3.733	4.073
16	0.690	0.865	1.071	1.337	1.746	2.120	2.235	2.583	2.921	3.252	3.686	4.015
17	0.689	0.863	1.069	1.333	1.740	2.110	2.224	2.567	2.898	3.222	3.646	3.965
18	0.688	0.862	1.067	1.330	1.734	2.101	2.214	2.552	2.878	3.197	3.611	3.922
19	0.688	0.861	1.066	1.328	1.729	2.093	2.205	2.539	2.861	3.174	3.579	3.883
20	0.687	0.860	1.064	1.325	1.725	2.086	2.197	2.528	2.845	3.153	3.552	3.850
21	0.686	0.859	1.063	1.323	1.721	2.080	2.189	2.518	2.831	3.135	3.527	3.819
22	0.686	0.858	1.061	1.321	1.717	2.074	2.183	2.508	2.819	3.119	3.505	3.792
23	0.685	0.858	1.060	1.319	1.714	2.069	2.177	2.500	2.807	3.104	3.485	3.768
24	0.685	0.857	1.059	1.318	1.711	2.064	2.172	2.492	2.797	3.091	3.467	3.745
25	0.684	0.856	1.058	1.316	1.708	2.060	2.167	2.485	2.787	3.078	3.450	3.725
26	0.684	0.856	1.058	1.315	1.706	2.056	2.162	2.479	2.779	3.067	3.435	3.707
27	0.684	0.855	1.057	1.314	1.703	2.052	2.158	2.473	2.771	3.057	3.421	3.690
28	0.683	0.855	1.056	1.313	1.701	2.048	2.154	2.467	2.763	3.047	3.408	3.674
29	0.683	0.854	1.055	1.311	1.699	2.045	2.150	2.462	2.756	3.038	3.396	3.659
30	0.683	0.854	1.055	1.310	1.697	2.042	2.147	2.457	2.750	3.030	3.385	3.646
40	0.681	0.851	1.050	1.303	1.684	2.021	2.123	2.423	2.704	2.971	3.307	3.551
50	0.679	0.849	1.047	1.299	1.676	2.009	2.109	2.403	2.678	2.937	3.261	3.496
60	0.678	0.848	1.045	1.296	1.671	2.000	2.099	2.390	2.660	2.915	3.232	3.446
80	0.678	0.846	1.043	1.292	1.664	1.990	2.088	2.374	2.639	2.887	3.195	3.416
100	0.677	0.845	1.042	1.290	1.660	1.984	2.081	2.364	2.626	2.871	3.174	3.390
1000	0.675	0.842	1.037	1.282	1.646	1.962	2.056	2.336	2.581	2.813	3.098	3.300
$t^*$	0.674	0.841	1.036	1.282	1.645	1.960	2.054	2.336	2.576	2.807	3.091	3.291
One-sided $P$	.25	.15	.10	.05	.025	.02	.01	.005	.0025	.001	.0005	.0005
Two-sided $P$	.50	.40	.30	.20	.10	.05	.02	.01	.005	.0025	.001	.0005

Table entry (or  $p$ ) is the critical value  $\chi^2$  with probability  $p$  lying to its right.




TABLE D CHI-SQUARE DISTRIBUTION CRITICAL VALUES

df	p											
	.25	.20	.15	.10	.05	.025	.02	.01	.005	.0025	.001	.0005
1	1.32	1.64	2.07	2.71	3.84	5.02	5.41	6.63	7.88	9.14	10.83	12.12
2	2.77	3.22	3.79	4.61	5.99	7.38	7.82	9.21	10.60	11.98	13.82	15.20
3	4.11	4.64	5.32	6.25	7.81	9.35	9.84	11.34	12.84	14.32	16.27	17.73
4	5.39	5.99	6.74	7.78	9.49	11.14	11.67	13.28	14.86	16.42	18.47	20.00
5	6.63	7.29	8.12	9.24	11.07	12.83	13.39	15.09	16.75	18.39	20.51	22.11
6	7.84	8.56	9.45	10.64	12.59	14.45	15.03	16.81	18.55	20.25	22.46	24.10
7	9.04	9.80	10.75	12.02	14.07	16.01	16.62	18.48	20.28	22.04	24.32	26.02
8	10.22	11.03	12.03	13.36	15.51	17.53	18.17	20.09	21.95	23.77	26.12	27.87
9	11.39	12.24	13.29	14.68	16.92	19.02	19.68	21.67	23.59	25.46	27.88	29.67
10	12.55	13.44	14.53	15.99	18.31	20.48	21.16	23.21	25.19	27.11	29.59	31.42
11	13.70	14.63	15.77	17.28	19.68	21.92	22.62	24.72	26.76	28.73	31.26	33.14
12	14.85	15.81	16.99	18.55	21.03	23.34	24.05	26.22	28.30	30.32	32.91	34.82
13	15.98	16.98	18.20	19.81	22.36	24.74	25.47	27.69	29.82	31.88	34.51	36.48
14	17.12	18.15	19.41	21.06	23.68	26.12	26.87	29.14	31.32	33.43	36.12	38.11
15	18.25	19.31	20.60	22.31	25.00	27.49	28.26	30.58	32.80	34.95	37.70	39.72
16	19.37	20.47	21.79	23.54	26.30	28.85	29.63	32.00	34.27	36.46	39.25	41.31
17	20.49	21.61	22.98	24.77	27.59	30.19	31.00	33.41	35.72	37.95	40.79	42.88
18	21.60	22.76	24.16	25.99	28.87	31.53	32.35	34.81	37.16	39.42	42.31	44.43
19	22.72	23.90	25.33	27.20	30.14	32.85	33.69	36.19	38.58	40.88	43.82	45.97
20	23.83	25.04	26.50	28.41	31.41	34.17	35.02	37.57	40.00	42.34	45.31	47.50
21	24.93	26.17	27.66	29.62	32.67	35.48	36.34	38.93	41.40	43.78	46.80	49.01
22	26.04	27.30	28.82	30.81	33.92	36.78	37.66	40.29	42.80	45.20	48.27	50.51
23	27.14	28.43	29.98	32.01	35.17	38.08	38.97	41.64	44.18	46.62	49.73	52.00
24	28.24	29.55	31.13	33.20	36.42	39.36	40.27	42.98	45.56	48.03	51.18	53.48
25	29.34	30.68	32.28	34.38	37.65	40.65	41.57	44.31	46.93	49.44	52.62	54.95
26	30.43	31.79	33.43	35.56	38.89	41.92	42.86	45.64	48.29	50.83	54.05	56.41
27	31.53	32.91	34.57	36.74	40.11	43.19	44.14	46.96	49.64	52.22	55.48	57.86
28	32.62	34.03	35.71	37.92	41.34	44.46	45.42	48.28	50.99	53.59	56.89	59.30
29	33.71	35.14	36.85	39.09	42.56	45.72	46.69	49.59	52.34	54.97	58.30	60.73
30	34.80	36.25	37.99	40.26	43.77	46.98	47.96	50.89	53.67	56.33	59.70	62.16
40	45.62	47.27	49.24	51.81	55.76	59.34	60.44	63.69	66.77	69.20	73.40	76.09
50	56.33	58.16	60.35	63.17	67.50	71.42	72.61	76.15	79.49	82.66	86.66	89.56
60	66.98	68.97	71.34	74.40	79.08	83.30	84.58	88.38	91.95	95.34	99.61	102.7
80	88.13	90.41	93.11	96.58	101.9	106.6	108.1	112.3	116.3	120.1	124.8	128.3
100	109.1	111.7	114.7	118.5	124.3	129.6	131.1	135.8	140.2	144.3	149.4	153.2

Table entry (or  $p$ ) is the critical value  $r^*$  of the correlation coefficient  $r$  with probability  $p$  lying to its right.

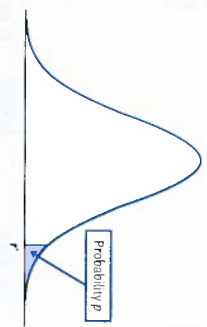


TABLE E CRITICAL VALUES OF THE CORRELATION  $r^*$

n	UPPER TAIL PROBABILITY p									
	.20	.10	.05	.025	.02	.01	.005	.0025	.001	.0005
3	0.8090	0.9511	0.9877	0.9969	0.9980	0.9995	0.9999	1.0000	1.0000	1.0000
4	0.6000	0.8000	0.9000	0.9500	0.9600	0.9800	0.9900	0.9950	0.9980	0.9990
5	0.4919	0.6870	0.8034	0.8783	0.8953	0.9343	0.9587	0.9740	0.9859	0.9911
6	0.4257	0.6084	0.7293	0.8114	0.8319	0.8822	0.9172	0.9417	0.9613	0.9749
7	0.3803	0.5509	0.6694	0.7545	0.7766	0.8329	0.8745	0.9056	0.9350	0.9509
8	0.3468	0.5067	0.6215	0.7067	0.7295	0.7887	0.8343	0.8697	0.9049	0.9249
9	0.3208	0.4716	0.5822	0.6664	0.6892	0.7498	0.7977	0.8359	0.8751	0.8983
10	0.2998	0.4428	0.5494	0.6319	0.6546	0.7155	0.7646	0.8046	0.8467	0.8721
11	0.2825	0.4187	0.5214	0.6021	0.6244	0.6851	0.7348	0.7759	0.8199	0.8470
12	0.2678	0.3981	0.4973	0.5760	0.5980	0.6581	0.7079	0.7496	0.7950	0.8233
13	0.2552	0.3802	0.4762	0.5529	0.5745	0.6339	0.6835	0.7255	0.7717	0.8010
14	0.2443	0.3646	0.4575	0.5324	0.5536	0.6120	0.6614	0.7034	0.7501	0.7800
15	0.2346	0.3507	0.4409	0.5140	0.5347	0.5923	0.6411	0.6831	0.7301	0.7604
16	0.2260	0.3383	0.4259	0.4973	0.5177	0.5742	0.6226	0.6643	0.7114	0.7419
17	0.2183	0.3271	0.4124	0.4821	0.5021	0.5577	0.6055	0.6470	0.6940	0.7247
18	0.2113	0.3170	0.4000	0.4683	0.4878	0.5425	0.5897	0.6308	0.6777	0.7084
19	0.2049	0.3077	0.3887	0.4555	0.4747	0.5285	0.5751	0.6158	0.6624	0.6932
20	0.1991	0.2992	0.3783	0.4438	0.4626	0.5155	0.5614	0.6018	0.6481	0.6788
21	0.1938	0.2914	0.3687	0.4329	0.4513	0.5034	0.5487	0.5886	0.6346	0.6652
22	0.1888	0.2841	0.3598	0.4227	0.4409	0.4921	0.5368	0.5763	0.6219	0.6524
23	0.1843	0.2774	0.3515	0.4132	0.4311	0.4815	0.5256	0.5647	0.6099	0.6402
24	0.1800	0.2711	0.3438	0.4044	0.4219	0.4716	0.5151	0.5537	0.5986	0.6287
25	0.1760	0.2653	0.3365	0.3961	0.4133	0.4622	0.5052	0.5434	0.5879	0.6178
26	0.1723	0.2598	0.3297	0.3882	0.4052	0.4534	0.4958	0.5336	0.5776	0.6074
27	0.1688	0.2546	0.3233	0.3809	0.3976	0.4451	0.4869	0.5243	0.5679	0.5974
28	0.1655	0.2497	0.3172	0.3739	0.3904	0.4372	0.4785	0.5154	0.5587	0.5880
29	0.1624	0.2451	0.3115	0.3673	0.3835	0.4297	0.4705	0.5070	0.5499	0.5790
30	0.1594	0.2407	0.3061	0.3610	0.3770	0.4226	0.4629	0.4990	0.5415	0.5703
40	0.1368	0.2207	0.2638	0.3120	0.3261	0.3665	0.4026	0.4351	0.4741	0.5007
50	0.1217	0.1843	0.2353	0.2787	0.2915	0.3281	0.3610	0.3909	0.4267	0.4514
60	0.1106	0.1468	0.2144	0.2542	0.2659	0.2997	0.3301	0.3578	0.3912	0.4143
80	0.0954	0.1248	0.1682	0.2199	0.2301	0.2597	0.2864	0.3109	0.3405	0.3611
100	0.0851	0.1129	0.1564	0.1966	0.2058	0.2324	0.2565	0.2786	0.3054	0.3242
1000	0.0266	0.0406	0.0520	0.0620	0.0650	0.0736	0.0814	0.0887	0.0976	0.1039