

Modeling with first and second order systems of DE's

Math 2250-3

Friday November 14, 2003

Example 1: Glucose-insulin model (adapted from a discussion on page 339 of the text "Linear Algebra with Applications," by Otto Bretscher)

Let $G(t)$ be the excess glucose concentration (mg of G per 100 ml of blood, say) in someone's blood, at time t hours. Excess means we are keeping track of the difference between current and equilibrium ("fasting") concentrations. Similarly, Let $H(t)$ be the excess insulin concentration at time t . When blood levels of glucose rise, say as food is digested, the pancreas reacts by secreting insulin in order to utilize the glucose. Researchers have developed mathematical models for the glucose regulatory system. Here is a simplified (linearized) version of one such model, with particular representative matrix coefficients. It would be meant to apply between meals, when no additional glucose is being added to the system:

$$\begin{bmatrix} \frac{dG}{dt} \\ \frac{dH}{dt} \end{bmatrix} = \begin{bmatrix} -0.1 & -0.4 \\ 0.1 & -0.1 \end{bmatrix} \begin{bmatrix} G \\ H \end{bmatrix}$$

Explain (understand) the signs of the matrix coefficients:

Now let's solve the initial value problem, say right after a big meal, when

$$\begin{bmatrix} G(0) \\ H(0) \end{bmatrix} = \begin{bmatrix} 100 \\ 0 \end{bmatrix}$$

```

[ > restart:with(linalg):with(plots):
[ > A:=matrix(2,2,[-.1,-.4,.1,-.1]);
                                     A :=  $\begin{bmatrix} -0.1 & -0.4 \\ 0.1 & -0.1 \end{bmatrix}$ 
[ > eigenvects(A);
[-0.1+0.2000000000 I, 1, {[-2.000000000+0. I, 0. +1. I]}],
[-0.1-0.2000000000 I, 1, {[-2.000000000-0. I, 0. -1. I]}]

```

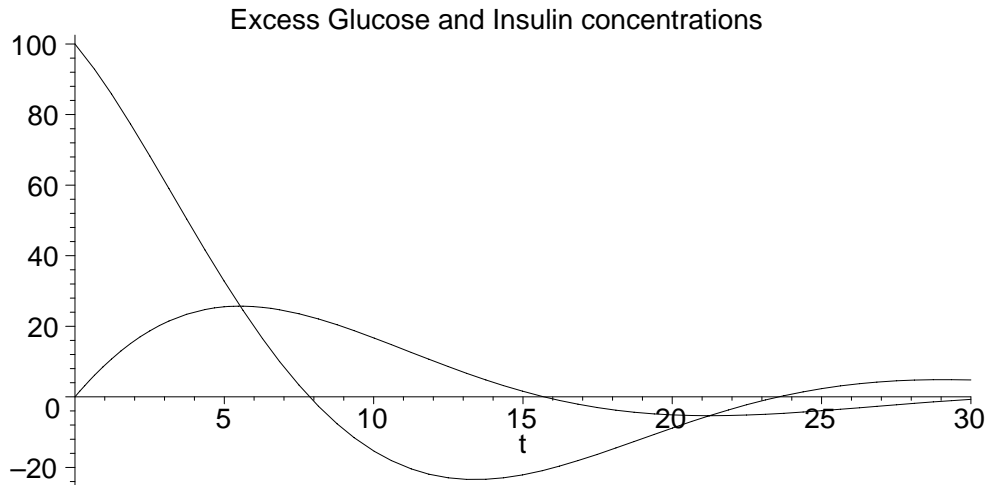
Extract a basis for the solution space to his homogeneous system of differential equations from the eigenvector information above:

Solve the initial value problem.

Here are some pictures to help understand what the model is predicting:

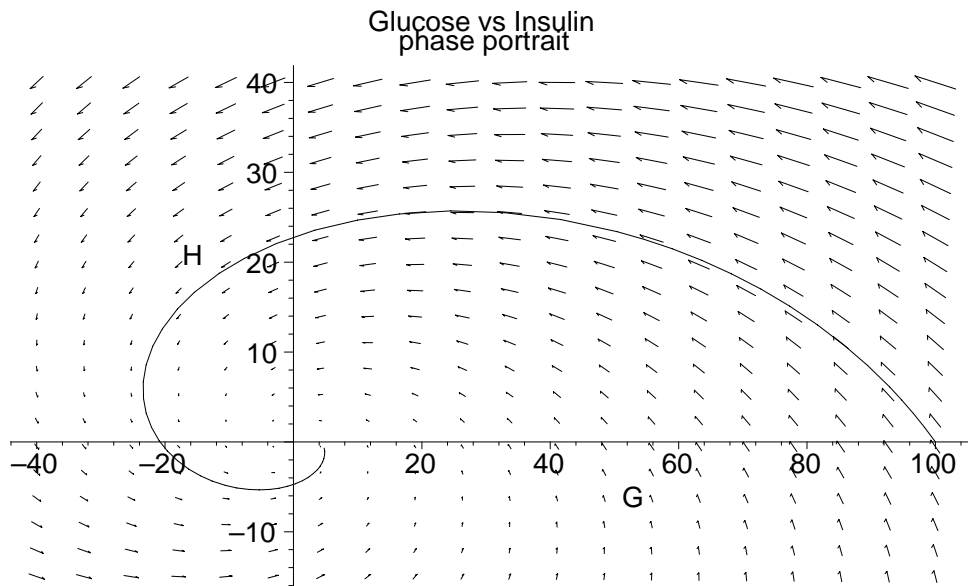
(1) Plots of glucose vs. insulin, at time t hours later:

```
> G:=t->100*exp(-.1*t)*cos(.2*t):  
  H:=t->50*exp(-.1*t)*sin(.2*t):  
> plot({G(t),H(t)},t=0..30,color=black,title=  
  `Excess Glucose and Insulin concentrations`);
```



2) A phase portrait of the glucose-insulin system:

```
> pict1:=fieldplot([- .1*G- .4*H, .1*G- .1*H],G=-40..100,H=-15..40):  
  soltn:=plot([G(t),H(t),t=0..30],color=black):  
  display({pict1,soltn},title=`Glucose vs Insulin  
  phase portrait`);
```



Example 2: Tanks: This is example 2 from our text, page 413. We have a cascade of three tanks, see figure 7.3.2 page 413. The tank volumes are $V_1=20$, $V_2=40$, $V_3=50$ (gallons). The water flow rate is $r=10$ g/min. The initial amounts of salt are $x_1(0)=15$, $x_2(0)=0$, $x_3(0)=0$.

Show that the initial value problem for this system is

$$\begin{bmatrix} \frac{dx_1}{dt} \\ \frac{dx_2}{dt} \\ \frac{dx_3}{dt} \end{bmatrix} = \begin{bmatrix} -0.5 & 0 & 0 \\ 0.5 & -0.25 & 0 \\ 0 & 0.25 & -0.2 \end{bmatrix} \begin{bmatrix} x_1 \\ x_2 \\ x_3 \end{bmatrix}$$

$$\begin{bmatrix} x_1(0) \\ x_2(0) \\ x_3(0) \end{bmatrix} = \begin{bmatrix} 15 \\ 0 \\ 0 \end{bmatrix}$$

Solve this system, using

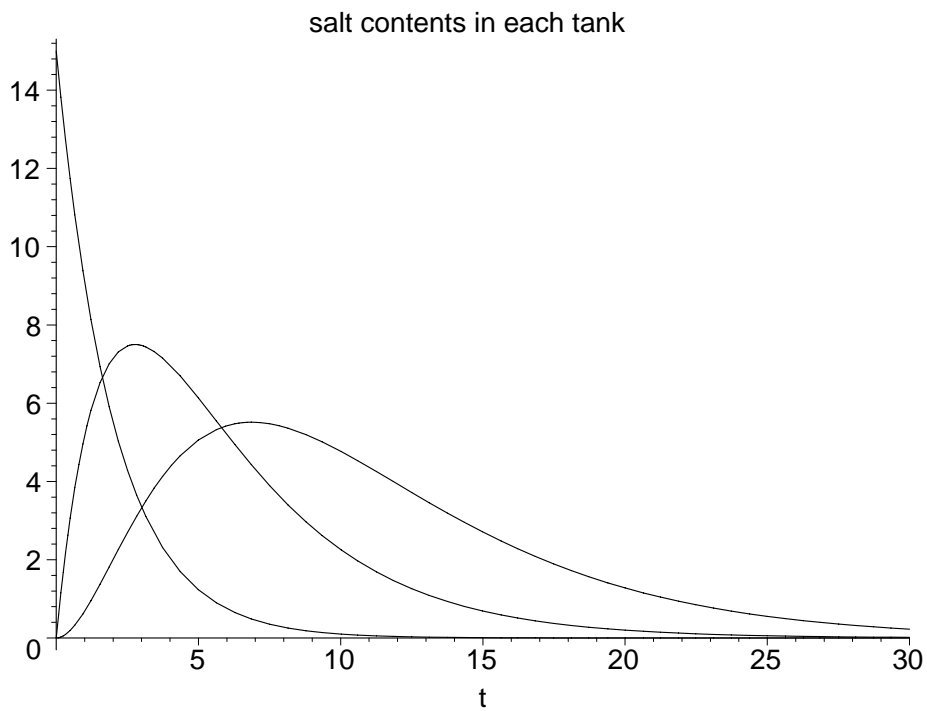
```
> A:=matrix([[-.5, 0, 0], [.5, -.25, 0], [0, .25, -.2]]):
  eigenvects(A);
[-0.5, 1, {[1, -2.000000000, 1.666666667]}], [-0.25, 1, {[0, 1, -5.000000000]}],
  [-0.2, 1, {[0, 0, 1]}]
```

You should get

$$\begin{bmatrix} x1(t) \\ x2(t) \\ x3(t) \end{bmatrix} = 5 e^{(-0.5 t)} \begin{bmatrix} 3 \\ -6 \\ 5 \end{bmatrix} + 30 e^{(-0.25 t)} \begin{bmatrix} 0 \\ 1 \\ -5 \end{bmatrix} + 125 e^{(-0.2 t)} \begin{bmatrix} 0 \\ 0 \\ 1 \end{bmatrix}$$

[We can plot the three solute amount vs. time to see what is going on:

```
[ > x1:=t->15*exp(-.5*t):  
  x2:=t->-30*exp(-.5*t)+30*exp(-.25*t):  
  x3:=t->25*exp(-.5*t)-150*exp(-.25*t)+125*exp(-.2*t):  
[ > plot({x1(t),x2(t),x3(t)},t=0..30,color=black,  
  title='salt contents in each tank');
```



Example 3: Spring systems. This is Example 1 page 427. We have a mass-spring system with two masses and two springs, see figure 7.4.3. $m_1=2$, $m_2=1$, $k_1=100$, $k_2=50$. Derive the second order system $Mx''=Kx$, i.e. equation (13) on page 427:

$$\begin{bmatrix} 2 & 0 \\ 0 & 1 \end{bmatrix} \begin{bmatrix} \frac{d^2 x_1}{dt^2} \\ \frac{d^2 x_2}{dt^2} \end{bmatrix} = \begin{bmatrix} -150 & 50 \\ 50 & -50 \end{bmatrix} \begin{bmatrix} x_1 \\ x_2 \end{bmatrix}$$

which is equivalent to the system

$$\begin{bmatrix} \frac{d^2 x_1}{dt^2} \\ \frac{d^2 x_2}{dt^2} \end{bmatrix} = \begin{bmatrix} -75 & 25 \\ 50 & -50 \end{bmatrix} \begin{bmatrix} x_1 \\ x_2 \end{bmatrix}$$

This is like a single mass-spring equation, except now it's a system.

What is the dimension of the solution space? (Hint: What size first order homogeneous system is it equivalent to?).

If we look for solutions of the form $\cos(\omega t)*v$, how is the angular velocity ω related to eigenvalues of the matrix A , where

```
> A:=matrix(2,2,[-75,25,50,-50]);
      A :=  $\begin{bmatrix} -75 & 25 \\ 50 & -50 \end{bmatrix}$ 
> eigenvects(A);
      [-25, 1, {[1, 2]}], [-100, 1, {[ -1, 1]}]
```

Find the general solution, and explain geometrically, in terms of the springs, what's going on:

