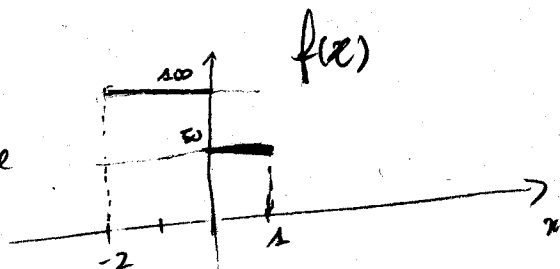


7.4.2



where 
$$\begin{cases} u_t = \frac{1}{100} u_{xx} \\ u(x,0) = f(x) \end{cases}$$

Using theorem 7.4.1:


$$\begin{aligned} u(x,t) &= \frac{100}{\sqrt{2t}} e^{-x^2/4t} * f = \frac{100}{2\sqrt{\pi t}} \int_{-\infty}^{\infty} f(s) e^{-(x-s)^2/4t} ds \\ &= \frac{100^2}{2\sqrt{\pi t}} \int_{-2}^0 e^{-(x-s)^2/4t} ds + \frac{100 \cdot 50}{2\sqrt{\pi t}} \int_0^1 e^{-(x-s)^2/4t} ds \\ &= \frac{100^2}{2\sqrt{\pi t}} \frac{\sqrt{t}}{50} \int_{50(x+2)/\sqrt{t}}^{50x/\sqrt{t}} e^{-u^2} du + \frac{100 \cdot 50}{2\sqrt{\pi t}} \frac{\sqrt{t}}{50} \int_{50x/\sqrt{t}}^{50(x-1)/\sqrt{t}} e^{-u^2} du \end{aligned}$$

$$u = \frac{(x-s)100}{2\sqrt{t}}$$

$$du = -\frac{50 ds}{\sqrt{t}}$$

$$\begin{aligned} &= -\frac{100}{\sqrt{\pi}} \left( \operatorname{erf}\left(\frac{50(x+2)}{\sqrt{t}}\right) - \operatorname{erf}\left(\frac{50x}{\sqrt{t}}\right) \right) - \frac{50}{\sqrt{\pi}} \left( \operatorname{erf}\left(\frac{50(x-1)}{\sqrt{t}}\right) - \operatorname{erf}\left(\frac{50x}{\sqrt{t}}\right) \right) \\ &= \frac{50}{\sqrt{\pi}} \left[ -2 \operatorname{erf}\left(\frac{50(x+2)}{\sqrt{t}}\right) + \operatorname{erf}\left(\frac{50x}{\sqrt{t}}\right) + \operatorname{erf}\left(\frac{50(x-1)}{\sqrt{t}}\right) \right] \end{aligned}$$

7.5.8



Theorem 7.5.1

$$\begin{aligned} u(x,y) &= \frac{T_0 y}{\pi} \int_{-a}^a \frac{1}{(x-s)^2 + y^2} ds \\ &= \frac{T_0}{\pi y} \int_{-a}^a \frac{ds}{1 + (x-s)^2/y^2} \\ &= \frac{T_0}{\pi} \left[ \operatorname{atan} \frac{a-x}{y} - \operatorname{atan} \frac{-a-x}{y} \right] \\ &= \frac{T_0}{\pi} \left[ \operatorname{atan} \frac{a-x}{y} + \operatorname{atan} \frac{a+x}{y} \right] \end{aligned}$$

This is a generalization of Example 7.5.1 because it allows for a different temperature at the boundary and a different interval where temp is 0.

7.5.9 The isotherms  $u(x,y) = T$ ,  $0 < T < T_0$  are points  $(x,y)$  s.t. (2)

$$\operatorname{atan}\left(\frac{x+z}{y}\right) + \operatorname{atan}\left(\frac{a-z}{y}\right) = \frac{\pi T}{T_0}$$

Taking tangents on both sides and using  $\tan(a+b) = \frac{\tan a + \tan b}{1 - \tan a \tan b}$

$$\frac{\frac{x+z}{y} + \frac{a-z}{y}}{1 - \frac{(x+z)(a-z)}{y^2}} = \frac{2ay}{x^2 + y^2 - a^2} = \tan\left(\frac{\pi T}{T_0}\right)$$

$$\Rightarrow x^2 + y^2 - \frac{2ay}{\tan(\pi T/T_0)} = a^2$$

$$\left(x^2 + \left(y - \frac{a}{\tan(\pi T/T_0)}\right)^2\right) = a^2 + \frac{a^2}{(\tan(\pi T/T_0))^2} = \left(\frac{a}{\sin(\pi T/T_0)}\right)^2$$

which are the circles of center  $(0, \frac{a}{\tan(\pi T/T_0)})$  and radius  $\frac{a}{\sin(\pi T/T_0)}$

When  $T = \frac{T_0}{2}$

$$x^2 + \left(y - \frac{a}{\tan(\pi/2)}\right)^2 = \left(\frac{a}{\sin(\pi/2)}\right)^2 \Leftrightarrow \boxed{x^2 + y^2 = a^2}$$

7.6.4  $f(x) = x^2 e^{-x^2}$

$$\boxed{F_c(x^2 e^{-x^2}) = \frac{d}{d\omega} F_s(x e^{-x^2}) = -\frac{d^2}{d\omega^2} F_c(e^{-x^2}) = -\frac{d^2}{d\omega^2} e^{-\omega^2} = (2 - 4\omega^2) e^{-\omega^2}}$$

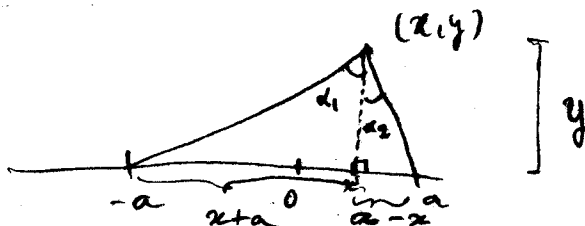
because  $e^{-x^2}$  is an even fun.

7.6.8

$$\boxed{F_s(x e^{-x^2}) = -\frac{d}{d\omega} F_c(e^{-x^2}) = -\frac{d}{d\omega} e^{-\omega^2} = 2\omega e^{-\omega^2}}$$

7.5.10 (EXTRA CREDIT)

$$(a) \boxed{\alpha(x,y) = \alpha_1(x,y) + \alpha_2(x,y) = \operatorname{atan}\left(\frac{y}{x+a}\right) + \operatorname{atan}\left(\frac{y}{a-x}\right) = \frac{\pi}{T_0} u(x,y)}$$



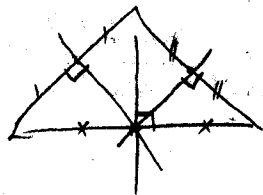
7.5.10 (cont'd)

(a) Thus the temperature at every point  $(x,y)$  is proportional to the angle ③

$(a,0), (x,y), (a,0)$ .

(b) The isotherms are the sets of points  $(x,y)$  for which this angle is constant. So they must be circles passing through  $(-a,0)$  and  $(a,0)$ .  
Given  $T$  this angle is  $\frac{\pi T}{T_0}$ .

To construct the corresponding isotherm simply construct the triangle  $(-a,0), (a,0), (0, a \tan \frac{\pi T}{2T_0})$  and its circumcircle is the isotherm (the center of the circumcircle is the intersection of the perpendicular bisectors of a triangle).



7.7.2

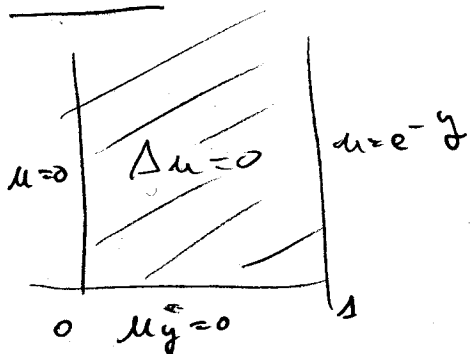
$$\begin{cases} u_t = u_{xx} & , x > 0, t > 0, \text{ and } f(x) = \begin{cases} \sin x & \text{if } 0 < x < \pi \\ 0 & \text{otherwise} \end{cases} \\ u(x,0) = f(x) \\ u(0,t) = 0 \end{cases}$$

Following example 7.7.1

$$\hat{u}_s(\omega, t) = \hat{f}_s(\omega) e^{-\omega^2 t} = \frac{\sqrt{2}}{\pi} \frac{\sin(\pi \omega)}{-\omega^2} e^{-\omega^2 t}$$

using example 7.6.1

7.7.11



We solve problem

$$\left\{ \begin{array}{l} \Delta u = 0 \text{ of } x \in (0,1), y > 0 \\ u(0,y) = 0, \\ u_y(x,0) = 0 \\ u(1,y) = e^{-y} \end{array} \right.$$

Taking  $\mathcal{F}_c$  of the DE wrt  $y$ :

$$\frac{d^2}{dx^2} \hat{u}_c(x, \omega) - \omega^2 \hat{u}_c(x, \omega) - \underbrace{\sqrt{\frac{2}{\pi}} u_y(x, 0)}_{=0} = 0$$

General solution is:

$$\hat{u}_c(x, \omega) = A(\omega) \cosh \omega x + B(\omega) \sinh \omega x$$

Since:

$$\hat{u}_c(0, \omega) = 0 \Rightarrow A(\omega) = 0$$

$$\hat{u}_c(1, \omega) = B(\omega) \sinh \omega = \mathcal{F}_c(e^{-y}) = \sqrt{\frac{2}{\pi}} \frac{1}{1+\omega^2}$$

$$\Rightarrow \hat{u}_c(x, \omega) = \sqrt{\frac{2}{\pi}} \frac{1}{1+\omega^2} \frac{\sinh \omega x}{\sinh \omega}$$

$$\Rightarrow u(x, y) = \frac{2}{\pi} \int_0^{\infty} \frac{1}{1+\omega^2} \frac{\sinh \omega x}{\sinh \omega} \cos \omega y \, d\omega$$