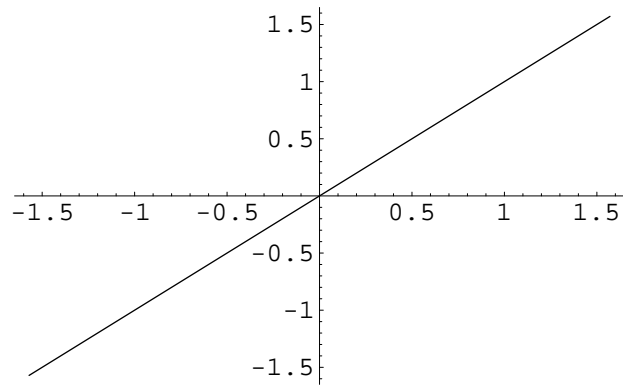
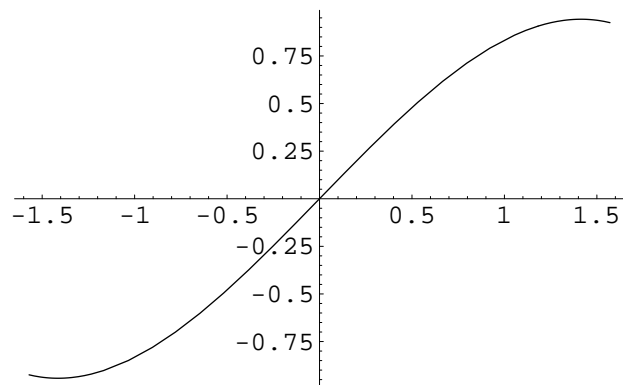


```
In[12]:= Plot[x, {x, -Pi/2, Pi/2}]
```



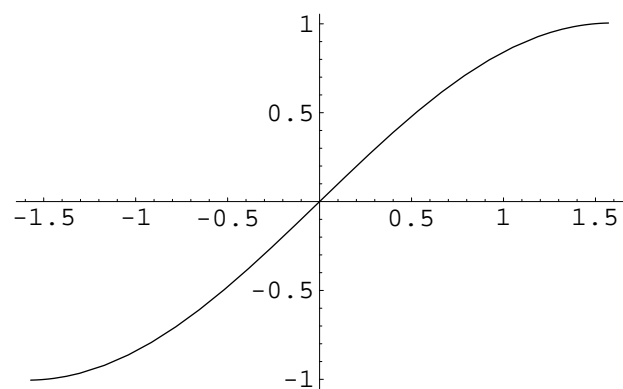
```
Out[12]= - Graphics -
```

```
In[21]:= Plot[x - x^3/3!, {x, -Pi/2, Pi/2}]
```



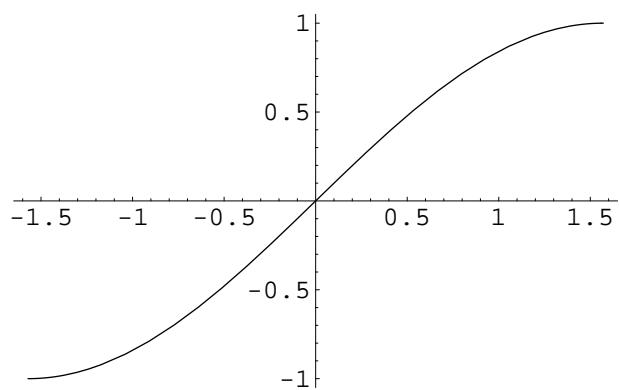
```
Out[21]= - Graphics -
```

```
In[23]:= Plot[x - x^3/3! + x^5/5!, {x, -Pi/2, Pi/2}]
```



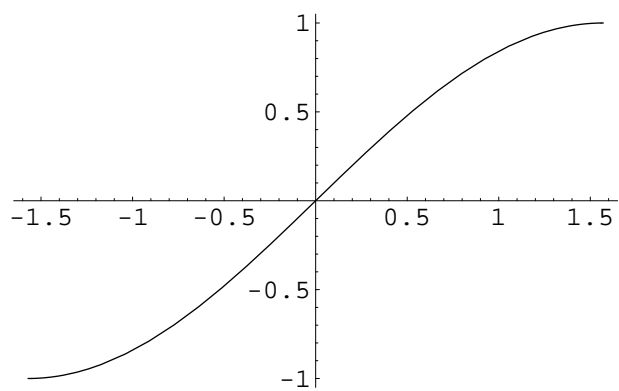
```
Out[23]= - Graphics -
```

```
In[25]:= Plot[x - x^3 / 3! + x^5 / 5! - x^7 / (7!) + x^9 / (9!) - x^(11) / (11!), {x, -Pi / 2, Pi / 2}]
```



```
Out[25]= - Graphics -
```

```
In[16]:= Plot[Sin[x], {x, -Pi / 2, Pi / 2}]
```



```
Out[16]= - Graphics -
```